



Enlarge Your Ethernet Network

Gigabit WDM Media Converter

LED Explanation

PWR

On: Power on

Off: Power off

Link/Act

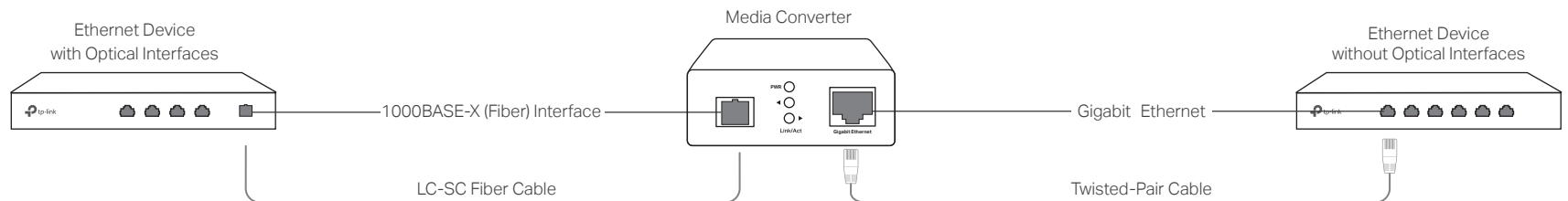
On: Valid link

Flashing: Transmitting or receiving data

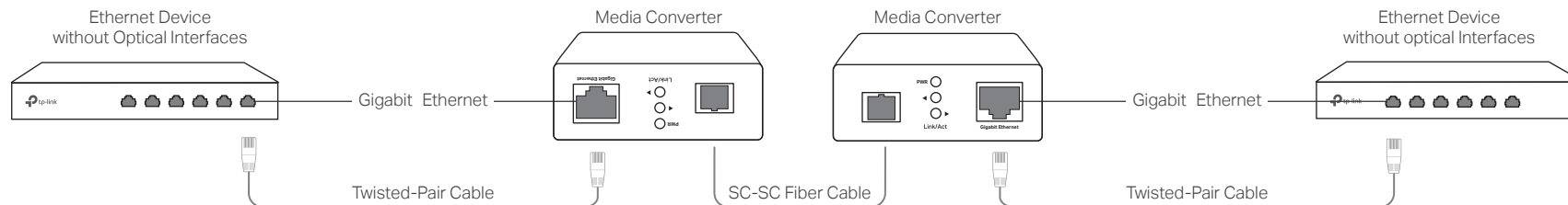
Off: Invalid link

Package Contents: Converter, Power Adapter, Installation Guide

Scenario 1: Connect Devices with and without Optical Interfaces



Scenario 2: Connect Devices without Optical Interfaces



Note: Please use one TL-FC311A-2 and one TL-FC311B-2 together to work properly.
Please use one TL-FC311A-20 and one TL-FC311B-20 together to work properly.

Specifications

General Specifications

Standards	IEEE 802.3, IEEE 802.3i, IEEE 802.3u, IEEE 802.3ab, IEEE 802.3x, IEEE 802.3z
LED	PWR, Link/Act
Connector	1 SC fiber optic; 1 RJ45 jack
Twisted-Pair	100BASE-Tx: 2-pair UTP/STP of Cat. 5 or above (≤100 m) 1000BASE-Tx: 4-pair UTP/STP of Cat. 5e or above (≤100 m)
Fiber	9/125 μm single-mode fiber
Transmission Distance	TL-FC311A-2/TL-FC311B-2: ≤2 km TL-FC311A-20/TL-FC311B-20: ≤20 km
Wave Length	TL-FC311A-2/TL-FC311A-20: 1550 nm Tx, 1310 nm Rx TL-FC311B-2/TL-FC311B-20: 1310 nm Tx 1550 nm Rx
Power	External Power Adapter: 5 V/0.6 A
Dimensions	94.5x73x27 mm


Safety Information


- Keep the device away from water, fire, humidity or hot environments.
- Do not attempt to disassemble, repair, or modify the device. If you need service, please contact us.
- Do not use damaged charger or USB cable to charge the device.
- Do not use any other chargers than those recommended.
- Adapter shall be installed near the equipment and shall be easily accessible.
- Do not point or stare directly into the beam or into the optical port of the transceiver when it is operating, as this can injure your eyesight
- Use only power supplies which are provided by manufacturer and in the original packing of this product. If you have any questions, please don't hesitate to contact us.

Please read and follow the above safety information when operating the device. We cannot guarantee that no accidents or damage will occur due to improper use of the device. Please use this product with care and operate at your own risk.

Environmental and Physical Specifications

Operating Temperature	0 °C to 50 °C (32 °F to 122 °F)
Storage Temperature	-40 °C to 70 °C (-40 °F to 158 °F)
Operating Humidity	10% to 90% RH non-condensing
Storage Humidity	5% to 90% RH non-condensing

 To ask questions, find answers, and communicate with TP-Link users or engineers, please visit <https://community.tp-link.com> to join TP-Link Community.

 For technical support and other information, please visit <https://www.tp-link.com/support>, or simply scan the QR code.

 If you have any suggestions or needs on the product guides, welcome to email techwriter@tp-link.com.cn.



EU declaration of conformity

TP-Link hereby declares that the device is in compliance with the essential requirements and other relevant provisions of directives 2014/30/EU, 2014/35/EU, 2009/125/EC, 2011/65/EU and (EU)2015/863.

The original EU declaration of conformity may be found at <https://www.tp-link.com/en/ce>.

UK declaration of conformity

TP-Link hereby declares that the device is in compliance with the essential requirements and other relevant provisions of the Electromagnetic Compatibility Regulations 2016 and Electrical Equipment (Safety) Regulations 2016.

The original UK declaration of conformity may be found at <https://www.tp-link.com/support/ukca/>